

## Special applications

National Crane boom trucks offer special application configurations. These include Wireline, for oil field applications, and Augers for utility work and sign installation. National Crane also offers more models, boom lengths, jib options and capacities than other manufacturers of tractor mount cranes.

### Wireline



### Augers



### Tractor mount



## Manitowoc Cranes

### Regional headquarters

**Americas**  
Manitowoc,  
Wisconsin, USA  
Tel: +1 920 684 6621  
Fax: +1 920 683 6277

Shady Grove,  
Pennsylvania, USA  
Tel: +1 717 597 8121  
Fax: +1 717 597 4062

**Europe, Middle East,  
Africa**  
Ecully, France  
Tel: +33 (0) 4 72 18 20 20  
Fax: +33 (0) 4 72 18 20 00

**China**  
Shanghai, China  
Tel: +86 21 6457 0066  
Fax: +86 21 6457 4955

**Greater Asia-Pacific**  
Singapore  
Tel: +65 6264 1188  
Fax: +65 6862 4040

### Regional offices

**Americas**  
Brazil  
AlphaVille  
Mexico  
Monterrey  
Chile  
Santiago

**Europe, Middle  
East, Africa**

**Czech Republic**  
Netvorice  
**France**  
Baudemont  
Cergy  
Decines  
**Germany**  
Langenfeld  
**Hungary**  
Budapest  
**Italy**  
Lainate  
**Netherlands**  
Breda  
**Poland**  
Warsaw  
**Portugal**  
Baltar  
**Russia**  
Moscow  
**South Africa**  
Johannesburg  
**U.A.E.**  
Dubai  
**U. K.**  
Buckingham

**China**  
Beijing  
Chengdu  
Guangzhou  
Xian

**Greater Asia-Pacific**

**Australia**  
Brisbane  
Melbourne  
Sydney  
**India**  
Calcutta  
Chennai  
Delhi  
Hyderabad  
Pune  
**Korea**  
Seoul  
**Philippines**  
Makati City  
**Singapore**

### Factories


**Brazil**  
Passo Fundo  
**China**  
TaiAn  
Zhangjiagang  
**France**  
Charlieu  
Moullins  
**Germany**  
Wilhelmshaven  
**India**  
Pune  
**Italy**  
Niella Tanaro  
**Portugal**  
Baltar  
Fânzeres  
**U.S.A.**  
Manitowoc  
Port Washington  
Shady Grove

## National Crane Range Pocket Guide



*This document is non-contractual. Constant improvement and engineering progress make it necessary that we reserve the right to make specification, equipment and price changes without notice. Illustrations shown may include optional equipment and accessories and may not include all standard equipment.*

## Telescoping crane - stand up controls

Model				
<b>300C</b>	8 USt	46 ft	N/A	56 ft
	7,3 t	14,0 m	N/A	17,1 m
<b>400B</b>	10 USt	56 ft	N/A	66 ft
	9,1 t	17,1 m	N/A	20,1 m
<b>NBT14</b>	14 USt	60 ft	22 ft	91 ft
	12,7 t	18,3 m	6,7 m	27,7 m
<b>NBT15</b>	15 USt	60 ft	22 ft	91 ft
	13,4 t	18,3 m	6,7 m	27,7 m
<b>NBT16</b>	16 USt	60 ft	22 ft	91 ft
	14,5 t	18,3 m	6,7 m	27,7 m
<b>500E2</b>	18 USt	71 ft	23 - 41 ft	121 ft
	16,3 t	21,6 m	7,0 - 12,5 m	36,9 m
<b>600E2</b>	20 USt	90 ft	25 - 45 ft	144 ft
	18,1 t	27,4 m	7,6 - 13,7 m	43,9 m
<b>800D</b>	23 USt	100 ft	25 - 44 ft	152 ft
	20,9 t	30,5 m	7,6 - 13,4 m	46,3 m
<b>900A</b>	26 USt	103 ft	25 - 44 ft	155 ft
	23,6 t	31,4 m	7,6 - 13,4 m	47,2 m

National Crane offers the broadest range of telescoping cranes with stand up controls. Capacities range from 8 USt – 33 USt, and National Crane boom trucks have the most available options and mounting configurations on the market.



## Telescoping crane - stand up controls





Model				
<b>600H</b>	20 USt	90 ft	25 - 45 ft	144 ft
	18,1 t	27,4 m	7,6 - 13,7 m	43,9 m
<b>800H</b>	23 USt	100 ft	25 - 44 ft	152 ft
	20,9 t	30,5 m	7,6 - 13,4 m	46,3 m
<b>900H</b>	27 USt	105 ft	25 - 44 ft	158 ft
	24,5 t	32,0 m	7,6 - 13,4 m	48,2 m
<b>NBT30H</b>	30 USt	110 ft	25 - 44 ft	163 ft
	27,2 t	33,5 m	7,6 - 13,4 m	49,7 m
<b>1400H</b>	33 USt	127 ft	30 ft	164 ft
	29,9 t	38,7 m	9,1 m	50,0 m

The H Series models have multi-position outriggers that offer excellent stability. The Load Moment Indicator system displays error codes and real-time display of outrigger position.




Radio remotes, available on most National Crane models, increase the versatility of your crane giving you flexibility to operate from the control station or closer to your load.

## Telescoping crane - swing cab controls

Model				
<b>1300A*</b>	30 USt	110 ft	25 - 44 ft	163 ft
	27,2 t	33,5 m	7,6 - 13,4 m	49,7 m
<b>1400A*</b>	33 USt	127 ft	30 ft	164 ft
	29,9 t	38,7 m	9,1 m	50,0 m
<b>NBT36</b>	36 USt	127 ft	31 - 55 ft	190 ft
	32,7 t	38,7 m	9,4 - 16,8 m	57,9 m
<b>NBT40</b>	40 USt	142 ft	31 - 55 ft	205 ft
	36,3 t	43,3 m	9,4 - 16,8 m	62,5 m
<b>NBT45</b>	45 USt	161 ft	31 - 55 ft	206 ft
	40,8 t	49,1 m	9,4 - 16,8 m	62,8 m
<b>NBT50</b>	50 USt	128 ft	26 - 45 ft	179 ft
	45,4 t	39,0 m	7,9 - 13,7 m	54,6 m
<b>NBT55</b>	55 USt	128 ft	26 - 45 ft	179 ft
	49,9 t	39,0 m	7,9 - 13,7 m	54,6 m
<b>NBT60</b>	60 USt	128 ft	-	179 ft
	54,4 t	39,0 m	-	54,6 m

\* Also available with open seat controls



National Crane boom trucks with swing cab controls also feature multi-position outriggers. Manitowoc's spacious common cab is also standard on boom trucks 36 USt and up.

