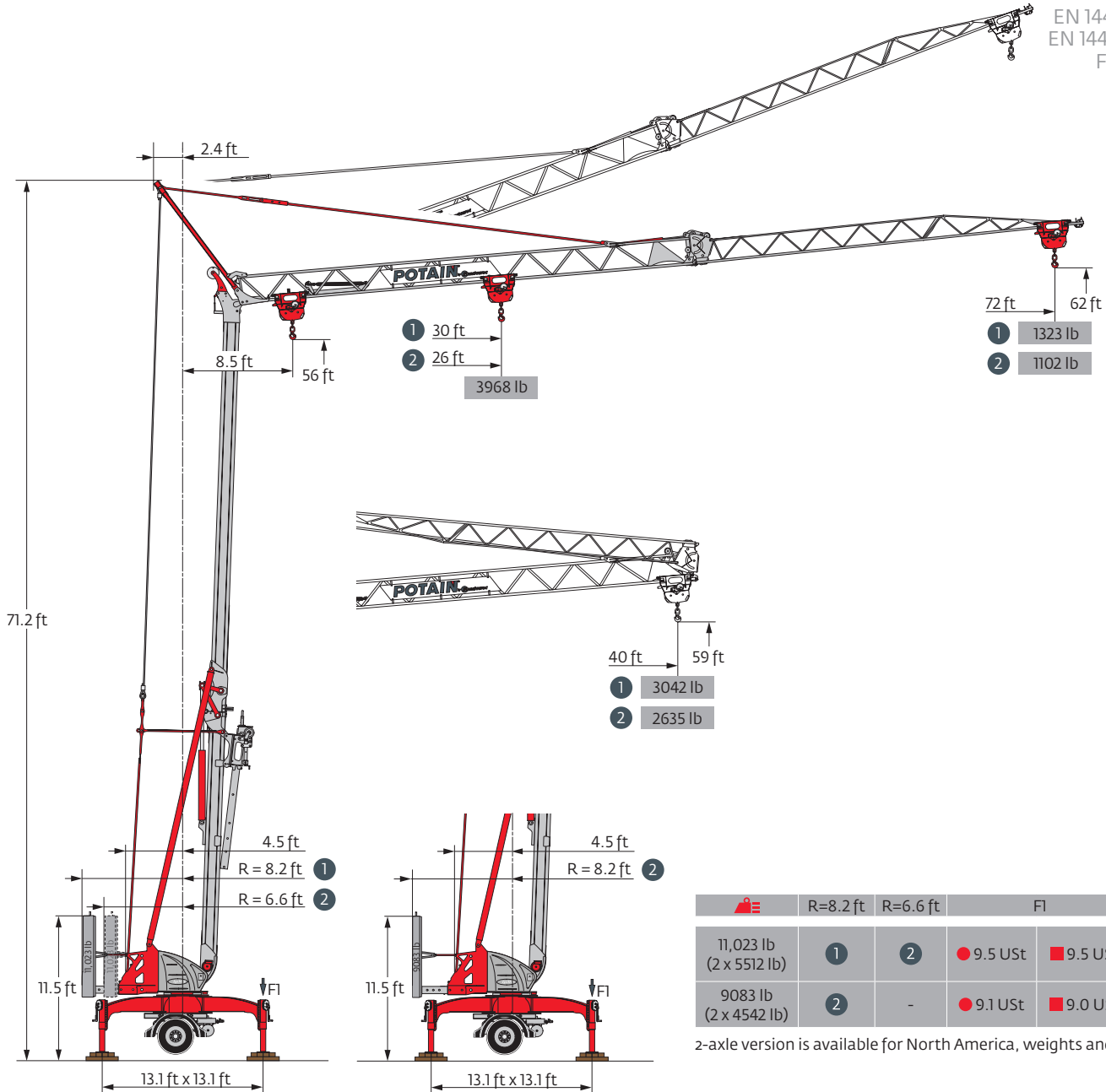


Igo M 14

Data Sheet

EN 14439 C25-D25
 EN 14439 C50-D50
 FEM 1.001-A3

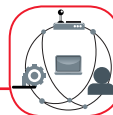


	R=8.2 ft	R=6.6 ft	Fl		
11,023 lb (2 x 5512 lb)	1	2	● 9.5 USt	■ 9.5 USt	27,381 lb
9083 lb (2 x 4542 lb)	2	-	● 9.1 USt	■ 9.0 USt	25,794 lb

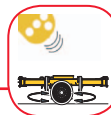
2-axle version is available for North America, weights and dimensions TBD

Values have been rounded

SmartCom



Steering axle



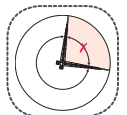
Generator



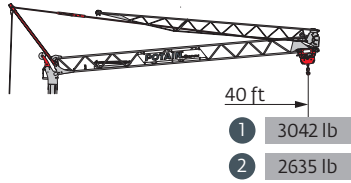
Hydraulic Levelling



Top Zone



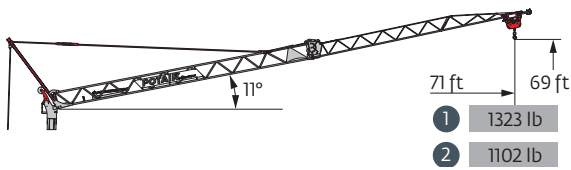
Load charts



72 ft

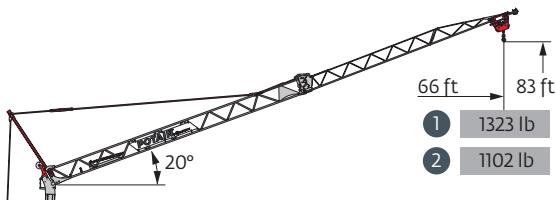
1	9	▶	32	36	39	40	ft	
			3968	3494	3142	3042	lb	
2	9	▶	29	33	36	39	40	ft
			3968	3417	3031	2712	2635	lb

30	33	36	39	43	46	49	52	56	59	62	66	69	72	ft	
3968	3527	3131	2811	2546	2326	2138	1973	1830	1698	1587	1488	1400	1323	lb	
26	30	33	36	39	43	46	49	52	56	59	62	66	69	72	ft
3968	3428	2998	2657	2381	2150	1962	1797	1653	1532	1433	1334	1246	1168	1102	lb



72 ft

1	9	▶	40	43	46	49	52	56	59	62	66	69	71	ft	
			2646	2480	2260	2072	1918	1775	1653	1543	1455	1367	1323	lb	
2	9	▶	35	39	43	46	49	52	56	59	62	66	69	71	ft
			2646	2315	2094	1907	1753	1609	1488	1389	1290	1213	1135	1102	lb



72 ft


















1	9	▶	66	ft
			1323	lb
2	9	▶	66	ft
			1102	lb



Key

R	Rear slewing radius
	Reactions in service
	Reactions out of service
	Weight without load, without ballast, without transport axles, with max. jib and standard height
	Total ballast weight
	Standard equipment
	Options

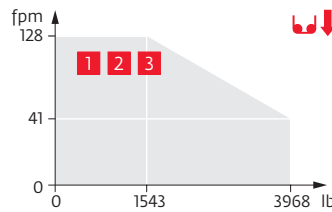
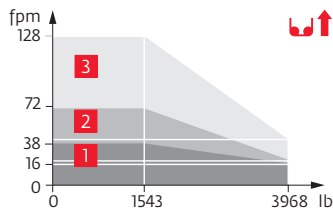
	Transport axles
	Hoisting
	Trolleying
	Slewing
	60 Hz Single phast
	Required power
	Transport of crane with full ballast

Mechanisms

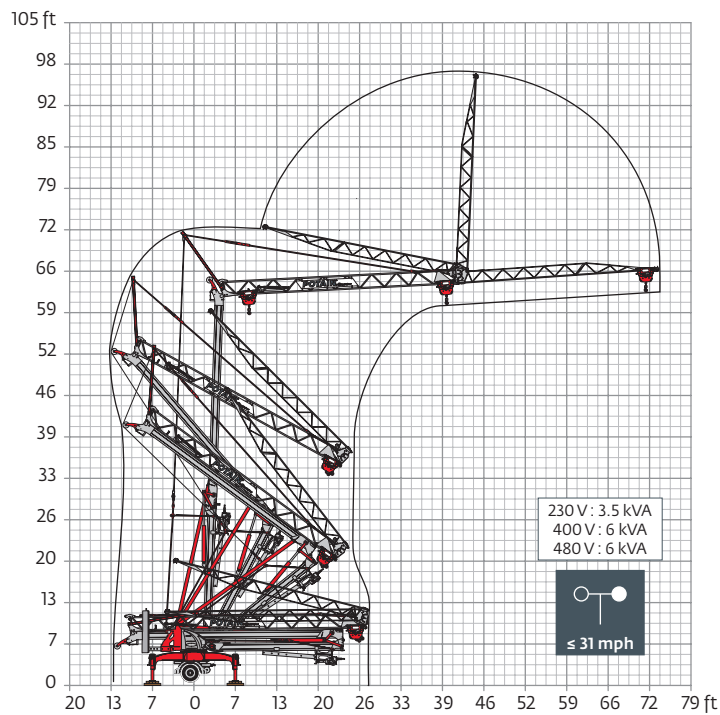
220 V - 60 Hz 480 V - 60 Hz						hp	kW
	8 LVF 9 Optima	220 V \neq 20 A 1	fpm	 11  16  41  38  128	3.3	2.4	
		lb	3968	3968	1543		
		220 V \neq 32 A 2	fpm	 11  21  41  72  128	5.2	3.8	
		lb	3968	3968	1543		
		480 V 3	fpm	 11  41  128	7.5	5.5	
		lb	3968	3968	1543		
	1 DVF 4	fpm	46 - 92			1.5	1.1
	RVF 20	rpm	0 → 1			1.5	1.1

 IEC 60204-32	 kVA
220 V (+10% -10%) 60 Hz 480 V (+6% -10%) 60 Hz	220 V 20 A : 4,6 kVA 220 V 32 A : 7,4 kVA 480 V : 11 kVA

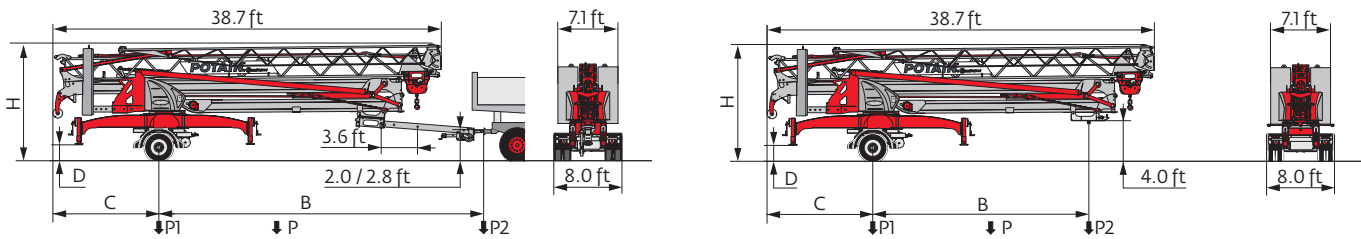
8 LVF 9 Optima



Crane profile



Transport



	mph	⚖️ (lb)	R (ft)	B (ft)	C (ft)	D (ft)	H (ft)	P (lb)	P1 (lb)	P2 (lb)
T11/J136	16	11,023	8.2	28.6 / 32.2	10.6	1.4	11.4	27,558	26,323/26,389	1235/1168
	16	11,023	6.6	28.6 / 32.2	10.6	1.4	11.4	27,558	25,706/25,816	1852/1742
T11/J125 (EBS)	50	11,023	8.2	28.8 / 32.3	10.5	1.6	11.6	27,381	26,389/26,455	992/926
	50	11,023	6.6	28.8 / 32.3	10.5	1.6	11.6	27,381	25,794/25,904	1587/1477
SL011/J136	16	9083	8.2	27.8	11.5	1.6	11.6	25,794	24,802	992
	16	11,023	8.2	22.3	10.6	1.4	11.4	27,778	26,455	1,323
SL011/J125 (EBS)	50	11,023	6.6	22.3	10.6	1.4	11.4	27,778	25,618	2,161
	50	11,023	8.2	22.5	10.5	1.6	11.6	27,602	26,125	1,477
50	11,023	6.6	22.5	10.5	1.6	11.6	27,602	25,309	2,293	
North American axles	Highway	TBD	TBD	TBD	TBD	TBD	TBD	TBD	TBD	TBD

Container High Cube 40 ft



Constant improvement and engineering progress make it necessary that we reserve the right to make specification, equipment and price changes without notice. Illustrations shown may include optional equipment and accessories, and may not include all standard equipment.

Manitowoc Cranes

Regional Headquarters

Americas

Manitowoc, Wisconsin, USA
Tel: +1 920 684 6621
Fax: +1 920 683 6277

Shady Grove, Pennsylvania, USA
Tel: +1 717 597 8121
Fax: +1 717 597 4062

Europe, Middle East, Africa

Dardilly, France
Tel: +33 472 18 2020
Fax: +33 472 18 2000

China

Shanghai, China
Tel: +86 21 6457 0066
Fax: +86 21 6457 4955

Greater Asia-Pacific

Singapore
Tel: +65 6264 1188
Fax: +65 6862 4040



www.manitowoccranes.com

Potain Igo M 14
Code 0214