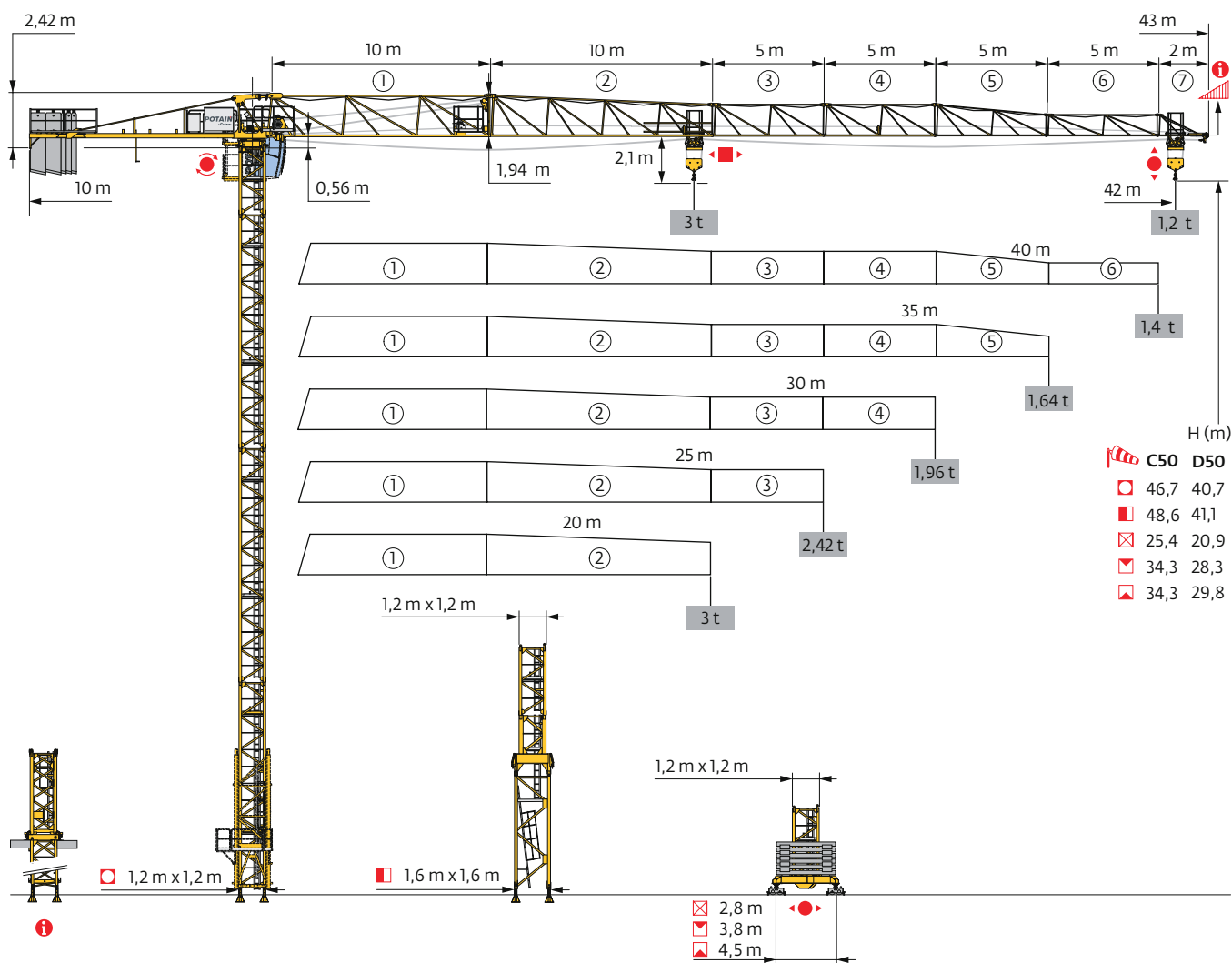
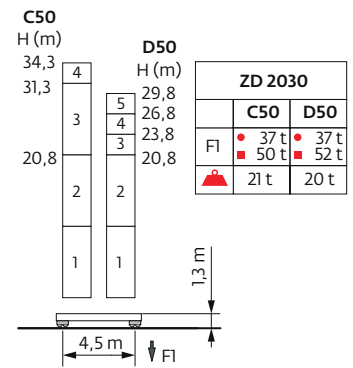
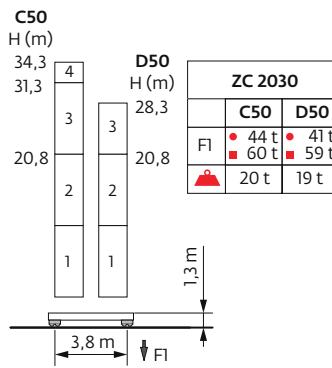
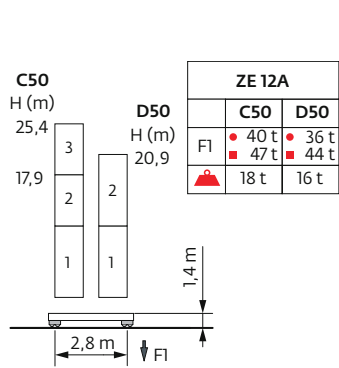
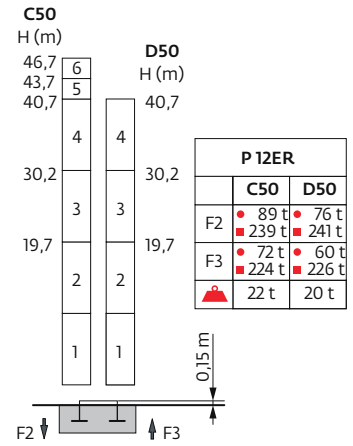
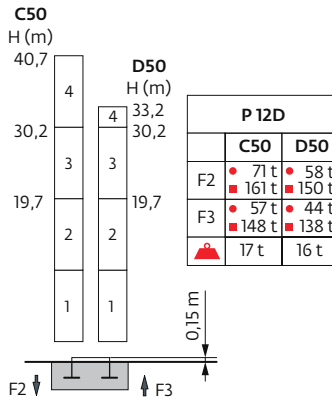
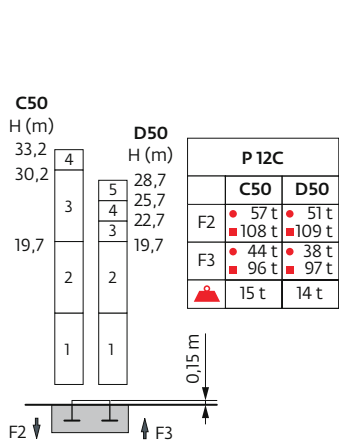
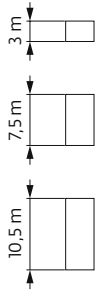


MCT 58

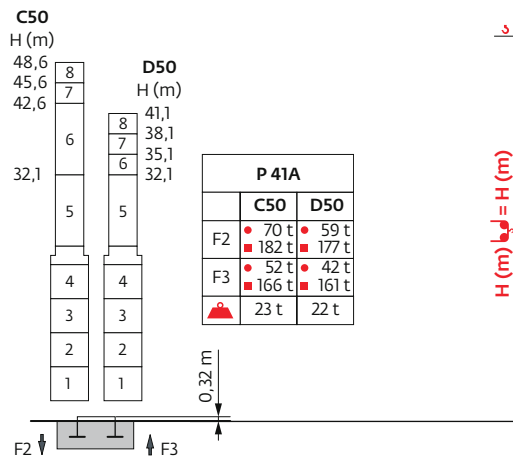
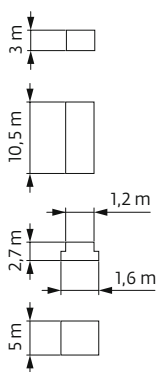


Mât - Réactions / Mast - Reaktionskräfte / Mast - Reactions / Mástil - Reacciones / Torre - Reazioni
 Tramo - Reações / Реакция опор мачты


1,2 m
 20 m → 42 m















1,6 m/1,2 m
 20 m → 42 m



Ancrages / Verankerungen / Anchorages / Anclajes / Ancoraggi
 Ancoragem / Анкера

C50-D50 

Courbes de charges / Lastkurven / Load curves / Curvas de cargas / Curve di carico
 Curvas de carga / Кривые нагрузок

| | | | | | | | | | | | | | | | | |
|------|---|--------|------|------|------|------|------|------|------|------|------|------|------|------|-----|---|
| 42 m |  | 1,95 ▶ | 19,2 | 20 | 22 | 22,5 | 25 | 27 | 30 | 32 | 35 | 37 | 40 | 42 | m | |
| |  | | 3 | 2,85 | 2,55 | - | 2,2 | 2,05 | 1,8 | 1,65 | 1,5 | 1,4 | 1,25 | 1,2 | t | |
| | | | | | | | 2,5 | 2,2 | 2,05 | 1,8 | 1,65 | 1,5 | 1,4 | 1,25 | 1,2 | t |
| 40 m |  | 1,95 ▶ | 20,7 | 22 | 24,3 | 25 | 27 | 30 | 32 | 35 | 37 | 40 | | | m | |
| |  | | 3 | 2,8 | - | 2,4 | 2,2 | 1,95 | 1,8 | 1,65 | 1,55 | 1,4 | | | t | |
| | | | | | | 2,5 | 2,4 | 2,2 | 1,95 | 1,8 | 1,65 | 1,55 | 1,4 | | t | |
| 35 m |  | 1,95 ▶ | 20,7 | 22 | 24,3 | 25 | 27 | 30 | 32 | 35 | | | | | m | |
| |  | | 3 | 2,8 | - | 2,4 | 2,2 | 1,95 | 1,8 | 1,64 | | | | | t | |
| | | | | | | 2,5 | 2,4 | 2,2 | 1,95 | 1,8 | 1,64 | | | | t | |
| 30 m |  | 1,95 ▶ | 20,7 | 22 | 24,3 | 25 | 27 | 30 | | | | | | | m | |
| |  | | 3 | 2,8 | - | 2,45 | 2,2 | 1,96 | | | | | | | t | |
| | | | | | | 2,5 | 2,45 | 2,2 | 1,96 | | | | | | t | |
| 25 m |  | 1,95 ▶ | 20,7 | 22 | 24,3 | 25 | | | | | | | | | m | |
| |  | | 3 | 2,8 | - | 2,42 | | | | | | | | | t | |
| | | | | | | 2,5 | 2,42 | | | | | | | | t | |
| 20 m |  | 1,95 ▶ | 20 | | | | | | | | | | | | m | |
| |  | | 3 | | | | | | | | | | | | t | |
| | | | 2,5 | | | | | | | | | | | | t | |

Lest de base / Grundballast / Base ballast / Lastre de base / Zavorra di base
 Lastro da base / Базовый Балласт

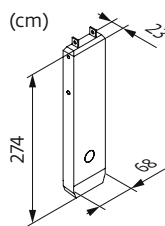
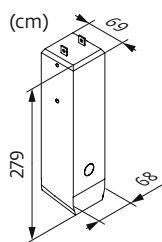
| | | | | | | | | |
|-------|---------|--------|------|------|------|------|------|------|
| 1,2 m | ZE 12A | H (m) | 25,4 | 20,9 | 17,9 | | | |
| | | ⚖️ (t) | 60 | 50 | 50 | | | |
| | | ⚖️ (t) | - | 55 | 50 | | | |
| | ZC 2030 | H (m) | 34,3 | 31,3 | 28,3 | 20,8 | | |
| | | ⚖️ (t) | 75 | 60 | 45 | 30 | | |
| | | ⚖️ (t) | - | - | 75 | 35 | | |
| | ZD 2030 | H (m) | 34,3 | 31,3 | 29,8 | 26,8 | 23,8 | 20,8 |
| | | ⚖️ (t) | 60 | 45 | 40 | 30 | 25 | 25 |
| | | ⚖️ (t) | - | - | 65 | 50 | 35 | 25 |

Poids de flèche & lest de contre-flèche / Auslegergewicht & Gegenauslegerballast / Jib weight & counter-jib ballast / Peso de flecha y lastre de contra-flecha / Peso del braccio & zavorra di contro-braccio / Peso da lança & lastro da contra lança
 Вес стрелы и балласт контр-стрелы


| ⚖️ (kg) - 25 LVF (+/- 5%) | | 📏 | | |
|------------------------------|------|---------|---------|---------|
| 📏 | 📏 | 3000 kg | 1000 kg | ⚖️ (kg) |
| 42 m | 4250 | 2 | 3 | 9000 |
| 40 m | 4190 | 2 | 3 | 9000 |
| 35 m | 4015 | 2 | 2 | 8000 |
| 30 m | 3820 | 2 | 1 | 7000 |
| 25 m | 3535 | 1 | 3 | 6000 |
| 20 m | 3245 | 1 | 2 | 5000 |

CBP - 3000 kg



CBQ - 1000 kg

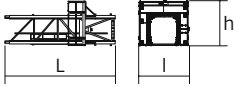
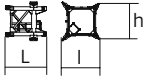

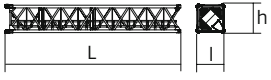
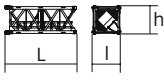
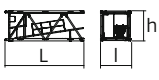
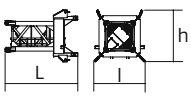
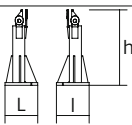
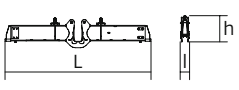
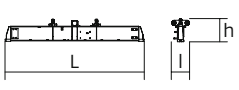
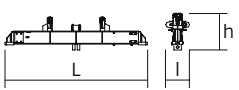
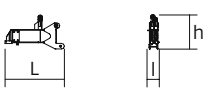
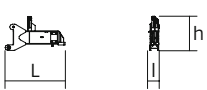


Encombrement et poids / Abmessungen und Gewicht / Dimensions and weight / Dimensiones y peso / Ingombro e peso
dimensões e pesos / габаритные размеры и вес










Partie tournante / Drehender Kranteil / Slewing crane part / Parte giratoria
Parte rotante / Parte rotativa / Поворотная часть :  42 m -  25 LVF





| Partie tournante / Drehender Kranteil / Slewing crane part Parte giratoria / Parte rotante / Parte rotativa Поворотная часть | L (m) | l (m) | h (m) | kg (+/- 5%) | | |
|--|-------|--|----------------------|-------------------|------------------|-------------------|
| Contre-flèche / Gegenausleger Counter-jib / Contra-flecha Controbraccio / Contra-lança Контр-стрела | | 10,81 | 1,68 | 2,42 | 2870 | |
| Cabine / Kabine Cab / Cabina Cabina / Cabina Кабина | | Ultra View | 2,9 | 2,38 | 3,03 | 1100 |
| Elément de flèche / Auslegerement jib section / Elemento de flecha Elemento di braccio / Elemento de lança Секция стрелы | | ① 25 LVF 2 DVF | 10,73 | 1,8 | 2,2 | 2165 |
| Elément de flèche / Auslegerement jib section / Elemento de flecha Elemento di braccio / Elemento de lança Секция стрелы | | ② | 10,17 | 0,8 | 1,91 | 760 |
| Elément de flèche / Auslegerement jib section / Elemento de flecha Elemento di braccio / Elemento de lança Секция стрелы | | ③ ④ ⑥ | 5,14 5,13 5,08 | 0,8 0,8 0,8 | 1,5 1,48 1 | 290 285 175 |
| Elément de flèche / Auslegerement jib section / Elemento de flecha Elemento di braccio / Elemento de lança Секция стрелы | | ⑤ | 5,11 | 0,8 | 1,47 | 195 |
| Elément de flèche / Auslegerement jib section / Elemento de flecha Elemento di braccio / Elemento de lança Секция стрелы | | ⑦ | 2,05 | 0,8 | 1 | 60 |
| Chariot / Laufkatze Trolley / Carrello Carro / Carro-distribuidor Тележка | |  2,5 t/3 t | 0,89 | 0,95 | 0,7 | 120 |
| Moufle / Hubflasche Pulley block / Aparejo Bozzello / Cadernal Полиспаст | |  2,5 t/3 t | 0,72 | 0,16 | 0,99 | 110 |

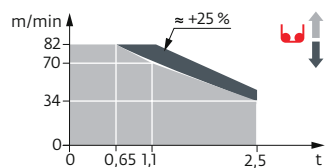
| Рулоне / Kranturm / Crane tower Mástil / Torre / Torre Башня крана | | L (m) | I (m) | h (m) | kg (+/- 5%) | |
|---|---|-----------------------------------|--|-------------------------------------|--------------------------------------|--------------------------------------|
| Cage de télescopage / Teleskopwagen Telescopic cage / Jaula de telescopaje Gabbia di telescopaggio / Gaiola de telescopagem для телескопирования крана |  | 1,2 m | 6,26 | 2,8 | 2,41 | 1325 |
| S20/S20-2 Mât de télescopage / Teleskopiermast Telescoping mast / Tramo de telescopaje Elemento di telescopaggio / Tramo de Telescopagem Мачта для телескопирования |  | 1,2 m | 1,7 | 1,55 | 1,6 | 605 |
| S 23B-2 S 24ES-2 SR 24ES-2 SR 26E-2 SR 28ER-2 |  | 1,2 m | 10,7 10,7 10,7 10,75 10,75 | 1,3 1,28 1,26 1,27 1,27 | 1,28 1,28 1,26 1,27 1,27 | 1975 2225 2215 3055 4020 |
| S 23F-2 |  | 1,2 m | 7,7 | 1,28 | 1,28 | 1450 |
| S 23A-2 S 24D-2 |  | 1,2 m | 3,2 3,2 | 1,3 1,3 | 1,28 1,28 | 620 730 |
| K 449A K 447A |  | 1,6 m | 5,21 5,21 | 1,67 1,67 | 1,62 1,62 | 2230 1850 |
| K40/L20-2 Mât raccord / Verbindungsmast Connecting mast / Tramo unión Elemento raccordo / Tramo raccord Переходная мачта |  | 1,6/1,2 m | 2,95 | 2,06 | 2,1 | 2100 |
| Pied de scellement / Verankerungsfuss Fixing angles / Pie de empotramiento Montante da annegare / Angulos fixadores анкера |  | P 12C P 12D P 12ER P 41A | 0,3 0,49 0,8 0,37 | 0,3 0,49 0,8 0,37 | 1,12 1,12 1,31 1,14 | 110 165 500 135 |
| Bras de croix / Fundamentkruzträger Cross girder / Brazo en cruz Braccio croce / Braço da cruz Поперечная балка |  | ZC 2030 ZD 2030 | 5,63 6,62 | 0,47 0,47 | 1,45 1,45 | 1735 1930 |
| Bras de croix / Fundamentkruzträger Cross girder / Brazo en cruz Braccio croce / Braço da cruz Поперечная балка |  | ZC 2030 ZD 2030 | 5,63 6,62 | 0,82 0,82 | 1,16 1,16 | 1500 1690 |
| Bras de croix / Fundamentkruzträger Cross girder / Brazo en cruz Braccio croce / Braço da cruz Поперечная балка |  | ZE 12A | 4,22 | 0,63 | 1,27 | 1170 |
| 1/2 Bras de croix / 1/2 Fundamentkruzträger 1/2 Cross girder / 1/2 Brazo en cruz 1/2 Braccio croce / 1/2 Braço da cruz 1/2 Поперечная балка |  | ZE 12A | 2,25 | 0,44 | 1,27 | 725 |
| 1/2 Bras de croix / 1/2 Fundamentkruzträger 1/2 Cross girder / 1/2 Brazo en cruz 1/2 Braccio croce / 1/2 Braço da cruz 1/2 Поперечная балка |  | ZE 12A | 2,25 | 0,39 | 1,27 | 730 |

Mécanismes / Triebwerke / Mechanisms / Mecanismos / Meccanismi
 Mecanismos / Механизмы

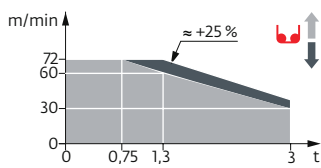
| 400 V - 50 Hz | | |  | | | | ch - PS hp | kW |  |
|---|-------------------------|------------------------|---|------|-----|------|---------------|---------|---|
|  | 25 LVF 13 Optima | m/min | 34 | 56 | 70 | 82 | 25 | 18 | 318 m |
| | | t | 2,5 | 1,45 | 1,1 | 0,65 | | | |
|  | 25 LVF 15 Optima | m/min | 30 | 48 | 60 | 72 | 25 | 18 | 218 m |
| | | t | 3 | 1,7 | 1,3 | 0,75 | | | |
|  | 2 DVF 2 | m/min | 0 → 51 | | | | 2 | 1,5 | |
|  | RVF 51 Optima+ | tr/min U/min rpm | 0 → 0,8 | | | | 5,5 | 4 | |
| ZE 12A  | TVD 324 | m/min | 26 | | | | 2 x 4 | 2 x 2,9 | |
| ZC 2030  | RT 224 | m/min | 25 | | | | 2 x 4 | 2 x 2,9 | |
| ZD 2030  | RT 324 | m/min | 12,5 - 25 | | | | 2 x 7 | 2 x 5,2 | |



















| | |
|--|---|
|  IEC 60204-32 |  |
| 400 V (+10% -10%) 50 Hz | 25 LVF : 26 kVA |

25 LVF 13 Optima



25 LVF 15 Optima



| | FR | DE | EN | ES | IT | PT | RU |
|---|--|--|---|---|---|--|---|
|  | Profil de vent suivant EN 14439 C50-D50 | Windbedingungen gemäss EN 14439 C50-D50 | Wind conditions according to EN 14439 C50-D50 | Conformidad de los condiciones de viento EN 14439 C50-D50 | Condizioni del vento secondo EN 14439 C50-D50 | Perfil de vento conforme EN 14439 C50-D50 | Ветровой режим в соответствии с EN 14439 C50-D50 |
|  | Appel de flèche | Auslegerüberhöhung | Jib elevation | Elevación de la flecha | Inclinazione braccio | Desvio da lança | подъем стрелы |
|  | Équipements standards | Standardausrüstungen | Standard equipment | Equipamiento de serie | Equipaggiamento standard | Equipamento de série | Стандартное оборудование |
|  | Équipements optionnels | Sonderausrüstungen | Options | Equipamiento opcional | Equipaggiamento in opzione | Equipamento opcional | Дополнительное оборудование (опция) |
|  | Réactions en service | Reaktionskräfte in Betrieb | Reactions in service | Reacciones en servicio | Reazioni in servizio | Reacções em serviço | Реакция при работе |
|  | Réactions hors service | Reaktionskräfte außer Betrieb | Reactions out of service | Reacciones fuera de servicio | Reazioni fuori servizio | Reacções fora de serviço | Реакция в покое |
|  | Poids à vide sans lest avec flèche et hauteur maximum | Gewicht ohne Last, ohne Ballast, mit Ausleger und max. Höhe | Weight without load, without ballast, with jib and max. height | Peso en vacío sin lastre, con flecha y altura máxima | Peso a vuoto, senza zavorra, con braccio e altezza massimi. | Peso em vazio sem lastro com lança e altura máxima. | Вес пустого, без балласта, со стрелой, максимальной высоты. |
|  | Poids de flèche | Auslegergewicht | Jib weight | Peso de flecha | Peso del braccio | Peso da lança | вес стрелы |
|  | Poids total du lest | Ballast-Gesamtgewicht | Total ballast weight | Peso total del lastre | Peso totale della zavorra | Peso total do lastro | Общий вес балласта |
|  | Camion 13,4 m | Lkw 13,4 m | Lorry 13,4 m | Camión 13,4 m | Camion 13,4 m | Camião 13,4 m | Рзусовой автомобиль 13,4 м |
|  | Conteneur High Cube 40', et/ou Flat Rack 20' | Container High Cube 40', und/oder Flat Rack 20' | Container High Cube 40', and/or Flat Rack 20' | Contenedor High Cube 40', y/o Flat Rack 20' | Contentor High Cube 40', e/o Flat Rack 20' | Contentor High Cube 40', e/ou Flat Rack 20' | 40-футовый контейнер повышенной вместимости High Cube, и/или 20-футовая открытая платформа Flat Rack |
|  | Levage | Heben | Hoisting | Elevación | Sollevamento | Elevação | Подъем |
|  | Distribution | Katzfahren | Trolleying | Distribución | Ditribuzione | Distribuição | Перемещение по стреле |
|  | Orientation | Schwenken | Slewing | Orientación | Rotazione | Rotação | Поворот |
|  | Translation | Kranfahren | Travelling | Traslación | Traslazione | Translação | Перемещение крана |
|  | Puissance requise | Erforderliche Leistung | Required power | Potencia Necesaria | Potenza richiesta | Potência Necessária | Потребляемая мощность |
|  | Nous consulter | Auf Anfrage | Consult us | Consultarnos | Consultateci | Consultar-nos | Проконсультируйтесь у нас |
|  | Document commercial non contractuel. Pour toute information technique se référer à la notice correspondante. | Unverbindliches Vertriebsdokument. Für technische Informationen, siehe die entsprechenden Anweisungen. | This commercial document is not legally binding. For any technical information, please refer to the corresponding instructions. | Documento comercial no contractual. Para cualquier información técnica, ver la noticia correspondiente. | Documento commerciale non vincolante, per tutte le informazioni tecniche fare riferimento al catalogo istruzioni. | Documento comercial não contratual. Para qualquer informação técnica complementar consultar as respectivas instruções. | Этот коммерческий документ не является юридически обязательным. Для получения технической информации, см. соответствующие инструкции. |

